

Result lists

TIMING, RESULTS SERVICE &
DISTANCE MEASUREMENT BY



100m Men

Start Time: 22:52

Wind: +0.3 m/s

Rank	Name	Nat	Date of Birth	Lane	Reaction time	Result
1	TEBOGO Letsile	BOT	7 JUN 2003	6	0.136	9.87
2	COLEMAN Christian	USA	6 MAR 1996	3	0.141	9.92
3	KERLEY Fred	USA	7 MAY 1995	4	0.144	9.95
4	BLAKE Ackeem	JAM	21 JAN 2002	2	0.148	10.03
5	SANI BROWN Abdul Hakim	JPN	6 MAR 1999	1	0.155	10.05
6	KING Kyree	USA	9 JUL 1994	9	0.166	10.07
7	OMANYALA Ferdinand	KEN	2 JAN 1996	7	0.138	10.08
8	AZU Jeremiah	GBR	15 MAY 2001	8	0.150	10.17
9	JACOBS Lamont Marcell	ITA	26 SEP 1994	5	0.128	10.20

400m Men

Start Time: 21:04

Rank	Name	Nat	Date of Birth	Lane	Reaction time	Result
1	SAMUKONGA Muzala	ZAM	9 DEC 2002	4	0.183	43.99
2	JAMES Kirani	GRN	1 SEP 1992	5	0.161	44.30
3	RICHARDS Jereem	TTO	13 JAN 1994	6	0.145	44.55
4	NDORI Bayapo	BOT	20 JUN 1999	7	0.153	44.56
5	NORWOOD Vernon	USA	10 APR 1992	8	0.175	44.71
6	DOBSON Charles	GBR	20 OCT 1999	2	0.145	44.75
7	DEADMON Bryce	USA	26 MAR 1997	1	0.160	44.77
8	KEBINATSHIPI Busang Collen	BOT	13 FEB 2004	3	0.167	45.14
9	SITO Luca	ITA	12 MAY 2003	9	0.185	45.25

<small>SERIES TITLE PARTNER</small> 	<small>PRESENTING PARTNER</small> 	<small>OFFICIAL TRAIN</small> 	<small>MAIN PARTNER</small> 	<small>OFFICIAL TIMEKEEPER</small>
<small>OFFICIAL SUPPLIERS</small> 		<small>MEDIA PARTNER</small> 		

<small>PUBLIC INSTITUTION</small> 				<small>ORGANIZATION</small> 	
---------------------------------------	--	--	--	---------------------------------	--









Result lists

5000m Men

Start Time: 22:04

Rank	Name	Nat	Date of Birth	Order	Result
1	GBRHIWET Hagos	ETH	11 MAY 1994	15	12:51.07
2	KEJELCHA Yomif	ETH	1 AUG 1997	7	12:51.25
3	BAREGA Selemon	ETH	20 JAN 2000	1	12:51.39 SB
4	KROP Jacob	KEN	4 JUN 2001	9	12:51.55 SB
5	BEKELE Telahun Haile	ETH	13 MAY 1999	2	12:51.59 SB
6	AREGAWI Berihu	ETH	28 FEB 2001	16	12:54.12
7	AHMED Mohammed	CAN	5 JAN 1991	14	12:54.90
8	LOBALU Dominic Lokinyomo	SUI	16 AUG 1998	11	12:59.16
9	KIPKORIR Nicholas	KEN	29 SEP 1998	8	13:07.80
10	FOPPEN Mike	NED	29 NOV 1996	4	13:09.00
11	HAY Hugo	FRA	28 MAR 1997	6	13:09.38 SB
12	RETA Endashaw	ETH		13	13:16.31
13	KWEMOI Ronald	KEN	19 SEP 1995	10	13:19.95
14	McDONALD Morgan	AUS	23 APR 1996	12	13:20.52
15	DIRIBA Boki	ETH	25 FEB 2004	3	13:21.50 PB
	GRIGGS Nicholas	IRL	18 DEC 2004	5	DNF
	NBERET Melese	(PM) ETH	29 JAN 2001	17	DNF
	WUHOLO MULATA M.	(PM) ETH	16 SEP 2005	18	DNF

Intermediate times::	1000m	2:31.20	WUHOLO MULATA M. (ETH)
	2000m	5:03.31	NBERET Melese (ETH)
	3000m	7:37.58	AREGAWI Berihu (ETH)
	4000m	10:22.69	KROP Jacob (KEN)

<small>SERIES TITLE PARTNER</small> 	<small>PRESENTING PARTNER</small> 	<small>OFFICIAL TRAIN</small> 	<small>MAIN PARTNER</small> 	<small>OFFICIAL TIMEKEEPER</small> 
<small>OFFICIAL SUPPLIERS</small>  		<small>MEDIA PARTNER</small> 		

<small>PUBLIC INSTITUTION</small>   	<small>ORGANIZATION</small>   
--	--

Result lists

110m Hurdles Men

Start Time: 21:55

Wind: +0.4 m/s

Rank	Name	Nat	Date of Birth	Lane	Reaction time	Result
1	ZHOYA Sasha	FRA	25 JUN 2002	6	0.151	13.18
2	MARTÍNEZ Asier	ESP	22 APR 2000	2	0.157	13.27 SB
3	McLEOD Omar	JAM	25 APR 1994	9	0.151	13.28
4	EDWARDS Eric	USA	3 JAN 2000	8	0.130	13.29 SB
5	BENNETT Orlando	JAM	12 OCT 1999	5	0.166	13.33
6	SIMONELLI Lorenzo Ndele	ITA	1 JUN 2002	4	0.164	13.34 (.334)
7	TINCH Cordell	USA	13 JUL 2000	3	0.171	13.34 (.340)
8	BEARD Dylan	USA	15 SEP 1998	7	0.170	13.35
9	FOFANA Hassane	ITA	28 APR 1992	1	0.154	13.84

High Jump Men

Start Time: 21:20

Rank	Name	Nat	Date of Birth	Order	Result
1	WOO Sanghyeok	KOR	23 APR 1996	8	2.30
2	BECKFORD Romaine	JAM	9 JUL 2002	1	2.30 PB
3	DOROSHCHUK Oleh	UKR	4 JUL 2001	2	2.27
3	TAMBERI Gianmarco	ITA	1 JUN 1992	9	2.27
5	RIVERA Edgar	MEX	13 FEB 1991	6	2.24
6	ŠTEFELA Jan	CZE	20 APR 2001	7	2.20
7	IVANOV Tihomir	BUL	11 JUL 1994	3	2.20
8	LANDO Manuel	ITA	4 AUG 2000	4	2.15
8	RAATS Brian	RSA	17 JAN 2004	5	2.15

	2.15	2.20	2.24	2.27	2.30	2.33	2.35
1	WOOS	o	o	o	o	xxo	r
2	BECKFORD R	xo	o	o	xxo	xxo	
3	DOROSHCHUK O	-	o	o	xo	xxx	
3	TAMBERI G	-	o	o	xo	xxx	
5	RIVERA E	o	o	xo	xxx		
6	ŠTEFELA J	xxo	o	xxx			
7	IVANOV T	o	xxo	-	xxx		
8	LANDO M	o	xxx				
8	RAATS B	o	xxx				

<small>SERIES TITLE PARTNER</small> 	<small>PRESENTING PARTNER</small> 	<small>OFFICIAL TRAIN</small> 	<small>MAIN PARTNER</small> 	<small>OFFICIAL TIMEKEEPER</small>
<small>OFFICIAL SUPPLIERS</small> 		<small>MEDIA PARTNER</small> 		

<small>PUBLIC INSTITUTION</small> 	<small>ORGANIZATION</small>
---------------------------------------	---------------------------------

Result lists

Triple Jump Men

Start Time: 19:48

Rank	Name	Nat	Date of Birth	Order	Result
1	DÍAZ HERNÁNDEZ Andy	ITA	25 DEC 1995	1	17.32
2	HEß Max	GER	13 JUL 1996	6	17.01
3	dos SANTOS Almir	BRA	4 SEP 1993	8	16.89
4	ZANGO Hugues Fabrice	BUR	25 JUN 1993	2	16.87
5	MARTÍNEZ Lázaro	CUB	3 NOV 1997	5	16.69
6	PEREIRA Tiago	POR	19 SEP 1993	3	16.65
7	PONTVIANNE Jean-Marc	FRA	6 AUG 1994	4	16.37
8	DALLAVALLE Andrea	ITA	31 OCT 1999	7	16.18

		1	2	3	4	5	6
1	DÍAZ HERNÁNDEZ A	16.84 (0.0)	17.32 (+0.8)	x (+0.7)	-	-	x (-0.6)
2	HEß M	16.68 (+0.1)	x (+0.1)	x (+0.3)	x (+0.2)	16.92 (-0.9)	17.01 (-0.2)
3	dos SANTOS A	16.66 (+0.3)	16.85 (+0.5)	x (+0.5)	x (+1.1)	16.89 (+1.6)	16.51 (-0.6)
4	ZANGO HF	16.61 (+0.4)	16.81 (+0.3)	14.48 (-0.8)	16.60 (-0.4)	16.87 (+0.7)	
5	MARTÍNEZ L	16.69 (0.0)	x (+0.8)	x (-0.7)	x (0.0)	16.31 (-0.3)	
6	PEREIRA T	x (+0.2)	16.65 (+0.5)	x (-0.2)	x (0.0)	16.50 (-0.1)	
7	PONTVIANNE JM	x (+0.6)	x (+0.9)	16.37 (+0.7)	x (+0.8)	x (-0.2)	
8	DALLAVALLE A	16.18 (+0.3)	x (+0.8)	15.83 (+0.8)	15.71 (+0.1)	x (-0.5)	

Shot Put Men

Start Time: 20:15

Rank	Name	Nat	Date of Birth	Order	Result
1	CROUSER Ryan	USA	18 DEC 1992	1	22.49 MR
2	FABBRI Leonardo	ITA	15 APR 1997	8	21.70
3	OTTERDAHL Payton	USA	2 APR 1996	2	21.63
4	KOVACS Joe	USA	28 JUN 1989	3	21.62
5	CAMPBELL Rajindra	JAM	29 FEB 1996	9	21.52
6	ENEKWECHI Chukwuebuka Cornell	NGR	28 JAN 1993	6	21.00
7	STANEK Tomáš	CZE	13 JUN 1991	4	20.56
8	WEIR Zane	ITA	7 SEP 1995	5	19.99
9	BLIGNAUT Kyle	RSA	9 NOV 1999	7	19.43

SERIES TITLE PARTNER 	PRESENTING PARTNER 	OFFICIAL TRAIN 	MAIN PARTNER 	OFFICIAL TIMEKEEPER
OFFICIAL SUPPLIERS 		MEDIA PARTNER 		

PUBLIC INSTITUTION 	ORGANIZATION
------------------------	------------------

Result lists

(cont.)

		1	2	3	4	5	6
1	CROUSER R	22.26	22.49	22.30	22.29	22.24	22.12
2	FABBRI L	x	19.47	21.70	21.70	x	21.49
3	OTTERDAHL P	20.72	20.93	21.05	21.63	x	x
4	KOVACS J	21.37	20.98	21.62	21.54	21.48	
5	CAMPBELL R	20.13	20.32	21.52	21.36	21.16	
6	ENEKWECHI CC	20.00	21.00	20.56	x	x	
7	STANEK T	20.14	20.56	20.51	x	x	
8	WEIR Z	19.63	x	19.36	x	19.99	
9	BLIGNAUT K	19.08	x	19.43			

Discus Throw Men

Start Time: 19:30

Rank	Name	Nat	Date of Birth	Order	Result
1	CEH Kristjan	SLO	17 FEB 1999	3	68.61
2	STONA Roje	JAM	26 FEB 1999	2	67.85
3	ALEKNA Mykolas	LTU	28 SEP 2002	1	67.68
4	DENNY Matthew	AUS	2 JUN 1996	4	66.44
5	STÅHL Daniel	SWE	27 AUG 1992	6	65.04
6	JANSSEN Henrik	GER	19 MAY 1998	9	64.11
7	PRÜFER Clemens	GER	13 AUG 1997	7	64.09
8	WEIßHAIDINGER Lukas	AUT	20 FEB 1992	5	63.33
9	MANNUCCI Alessio	ITA	7 JUL 1998	8	59.94

		1	2	3	4	5	6
1	CEH K	63.77	64.07	63.87	65.27	66.87	68.61
2	STONA R	65.03	67.85	x	x	63.55	65.62
3	ALEKNAM	66.90	66.20	x	x	67.68	x
4	DENNY M	66.05	66.44	66.21	x	65.91	
5	STÅHL D	63.17	63.79	x	63.41	65.04	
6	JANSSEN H	62.16	x	x	64.11	62.70	
7	PRÜFER C	64.09	62.77	63.32	x	x	
8	WEIßHAIDINGER L	x	63.33	60.42	62.06	62.28	
9	MANNUCCI A	59.94	x	x			

<small>SERIES TITLE PARTNER</small> 	<small>PRESENTING PARTNER</small> 	<small>OFFICIAL TRAIN</small> 	<small>MAIN PARTNER</small> 	<small>OFFICIAL TIMEKEEPER</small>
<small>OFFICIAL SUPPLIERS</small> 		<small>MEDIA PARTNER</small> 		

<small>PUBLIC INSTITUTION</small> 	<small>ORGANIZATION</small>
---------------------------------------	---------------------------------

Result lists

100m Men

Master

Start Time: 20:10

Wind: 0.0 m/s

Rank	Name	Nat	born	Lane	Reaction time	Result
1	PORTALATINI Andrea	ITA		6	0.165	11.57
2	PUGGIONI Tomaso	ITA		4	0.164	11.63
3	ZUCCA Michele	ITA		3	0.161	11.93
4	VECCHIERELLI Giuseppe	ITA		2	0.156	11.97
5	GAROFOLI Alessandro	ITA		7	0.165	12.12
6	BELOTTI Massimo	ITA		8	0.173	12.22
7	DONNARUMMA Michele	ITA		9	0.173	12.63
8	MARINI Leonardo	ITA		1	0.165	12.74
	AGRESTI Francesco	ITA		5		DNS







100m Men

II1-III3 FISDIR

Start Time: 20:20

Wind: +0.1 m/s

Rank	Name	Nat	born	Lane	Reaction time	Result
1	di MAGGIO Raffaele	ITA		4	0.181	11.19
2	SECK Fallou	ITA		5	0.162	11.34
3	CABIZZA Federico	ITA		3	0.175	11.52
4	MATTONE Andrea	ITA		8	0.182	12.00
5	SCHIMMENTI Gaetano	ITA		1	0.138	12.02
6	BENIGNI Davide	ITA		6	0.175	12.22
7	BERTOLASO Mario Alberto	ITA		2	0.146	12.27
8	AGYEMANG Adolf	ITA		7	0.196	12.95

<small>SERIES TITLE PARTNER</small> 	<small>PRESENTING PARTNER</small> 	<small>OFFICIAL TRAIN</small> 	<small>MAIN PARTNER</small> 	<small>OFFICIAL TIMEKEEPER</small> 
<small>OFFICIAL SUPPLIERS</small>  		<small>MEDIA PARTNER</small> 		

<small>PUBLIC INSTITUTION</small>    	<small>ORGANIZATION</small>  
--	--

Result lists

100m Men

II2 FISDIR

Start Time: 20:33

Wind: -0.1 m/s









Rank	Name	Nat	born	Lane	Result
1	ZARAMELLA Giovanni	ITA		3	14.38
2	GOZZO Manuel	ITA		4	14.43
3	PIACENTINI Andrea	ITA		5	14.49
4	TRIDENTE Enrico Pio	ITA		6	14.80
5	GIANNINI Federico	ITA		7	14.81
6	CAPITAI Tiziano	ITA		8	15.12
7	di MARZO Giuseppe	ITA		9	15.25
8	CRETI Stefano	ITA		1	15.27
9	VILLELLA Riccardo	ITA		2	15.65

200m Women

Start Time: 21:44

Wind: +0.4 m/s

Rank	Name	Nat	Date of Birth	Lane	Reaction time	Result
1	BROWN Brittany	USA	18 APR 1995	7	0.213	22.00
2	BATTLE Anavia	USA	28 MAR 1999	2	0.135	22.27 SB
3	NEITA Daryll	GBR	29 AUG 1996	5	0.150	22.46
4	GBAI Jessika	CIV	29 DEC 1998	3	0.165	22.51
5	KAMBUNDJI Mujinga	SUI	17 JUN 1992	4	0.164	22.53
6	PRANDINI Jenna	USA	20 NOV 1992	6	0.168	22.67
7	KONÉ Maboundou	CIV	16 MAY 1997	8	0.183	22.84
8	HUNT Amy	GBR	15 MAY 2002	1	0.167	23.14
9	KADDARI Dalia	ITA	23 MAR 2001	9	0.157	23.33

<small>SERIES TITLE PARTNER</small> 	<small>PRESENTING PARTNER</small> 	<small>OFFICIAL TRAIN</small> 	<small>MAIN PARTNER</small> 	<small>OFFICIAL TIMEKEEPER</small> 
<small>OFFICIAL SUPPLIERS</small>  		<small>MEDIA PARTNER</small> 		

<small>PUBLIC INSTITUTION</small>   	<small>ORGANIZATION</small>   
--	--

Result lists

1500m Women

Start Time: 22:37

Rank	Name	Nat	Date of Birth	Order	Result
1	KIPYEGON Faith	KEN	10 JAN 1994	15	3:52.89
2	HAILU Freweyni	ETH	12 FEB 2001	4	3:54.16 PB
3	HAYLOM Birke	ETH	6 JAN 2006	6	3:54.79
4	HULL Jessica	AUS	22 OCT 1996	14	3:54.98
5	CHEPCHIRCHIR Nelly	KEN	4 JUN 2003	2	3:56.14 PB
6	VISSA Sintayehu	ITA	29 JUL 1996	11	3:58.12
7	MESELE Worknesh	ETH	11 JUN 2001	8	3:58.15
8	HEALY Sarah	IRL	13 FEB 2001	7	3:58.42
9	WALCOTT-NOLAN Reeve	GBR	6 MAR 1995	12	3:58.68
10	HALL Linden	AUS	20 JUN 1991	5	3:58.84
11	BATTOCLETTI Nadia	ITA	12 APR 2000	13	3:59.19 PB
12	TANAKA Nozomi	JPN	4 SEP 1999	10	3:59.69 SB
13	GETACHEW Nigist	ETH	28 FEB 2002	3	4:01.69
14	CAVALLI Ludovica	ITA	20 DEC 2000	1	4:02.60
15	PÉREZ Marta	ESP	19 APR 1993	9	4:02.80
	NANYONDO Winnie	(PM) UGA	23 AUG 1993	16	DNF

Intermediate times::
 400m 59.97 NANYONDO Winnie (UGA)
 800m 2:04.15 NANYONDO Winnie (UGA)
 1200m 3:08.20 KIPYEGON Faith (KEN)

<small>SERIES TITLE PARTNER</small> 	<small>PRESENTING PARTNER</small> 	<small>OFFICIAL TRAIN</small> 	<small>MAIN PARTNER</small> 	<small>OFFICIAL TIMEKEEPER</small>
<small>OFFICIAL SUPPLIERS</small> 		<small>MEDIA PARTNER</small> 		

<small>PUBLIC INSTITUTION</small> 	<small>ORGANIZATION</small>
---------------------------------------	---------------------------------

Result lists

3000m Steeplechase Women

Start Time: 21:24

Rank	Name	Nat	Date of Birth	Order	Result
1	YAVI Winfred	BRN	31 DEC 1999	15	8:44.39 AR WL MR
2	CHEMUTAI Peruth	UGA	10 JUL 1999	14	8:48.03 NR PB
3	CHEROTICH Faith	KEN	13 JUL 2004	13	8:57.65
4	CONSTIEN Valerie	USA	21 MAR 1996	2	9:04.92
5	BOUZAYANI Marwa	TUN	26 MAR 1997	1	9:04.93 NR PB
6	JENNINGS Gabrielle	USA	15 SEP 1998	4	9:07.70 PB
7	JERUTO Norah	KAZ	2 OCT 1995	5	9:10.43
8	MEYER Lea	GER	16 SEP 1997	8	9:11.37
9	WAYMENT Courtney	USA	4 AUG 1998	12	9:14.46
10	GÜRTH Olivia	GER	31 MAY 2002	3	9:15.17 PB
11	SÁNCHEZ-ESCRIBANO Irene	ESP	25 AUG 1992	11	9:18.78
12	KRÓLIK Kinga	POL	26 SEP 1999	7	9:26.78
13	MONONEN Ilona	FIN	18 DEC 2003	9	9:32.61
14	KONIECZEK Aneta	POL	8 JUN 1997	6	9:48.03
	CHORZEPA Agnieszka (PM)	POL	14 JAN 2001	16	DNF
	MULETA Lomi	ETH	29 NOV 2001	10	DNF

Intermediate times: 1000m 2:54.01 CHEMUTAI Peruth (UGA)
2000m 5:49.51 CHEMUTAI Peruth (UGA)

100m Hurdles Women

Start Time: 21:15

Wind: -0.4 m/s

Rank	Name	Nat	Date of Birth	Lane	Reaction time	Result
1	NUGENT Ackera	JAM	29 APR 2002	7	0.153	12.24 WL MR NR
2	RUSSELL Masai	USA	17 JUN 2000	4	0.152	12.31
3	VISSER Nadine	NED	9 FEB 1995	3	0.145	12.52
4	SAMBA-MAYELA Cyréna	FRA	31 OCT 2000	5	0.141	12.57
5	JOHNSON Alaysha	USA	20 JUL 1996	2	0.147	12.66
6	HARRISON Kendra	USA	18 SEP 1992	9	0.161	12.70
7	KAMBUNDJI Ditaji	SUI	20 MAY 2002	8	0.119	12.78
8	CARMASSI Giada	ITA	15 MAY 1994	1	0.136	13.20
	CHARLTON Devynne	BAH	26 NOV 1995	6	0.151	DNF

SERIES TITLE PARTNER 	PRESENTING PARTNER 	OFFICIAL TRAIN 	MAIN PARTNER 	OFFICIAL TIMEKEEPER
OFFICIAL SUPPLIERS 		MEDIA PARTNER 		

PUBLIC INSTITUTION 		ORGANIZATION
------------------------	--	------------------

Result lists

400m Hurdles Women

Start Time: 22:28

Rank	Name	Nat	Date of Birth	Lane	Reaction time	Result
1	COCKRELL Anna	USA	28 AUG 1997	4	0.161	52.59
2	SALMON Shiann	JAM	31 MAR 1999	5	0.200	53.20
3	LITTLE Shamier	USA	20 MAR 1995	8	0.234	54.15
4	RUSSELL Janieve	JAM	14 NOV 1993	3	0.182	54.46
5	KNIGHT Andrenette	JAM	19 NOV 1996	7	0.176	54.90
6	FOLORUNSO Ayomide	ITA	17 OCT 1996	2	0.168	55.00
7	MARAVAL Louise	FRA	31 JUL 2001	6	0.150	55.16
8	NIELSEN Lina	GBR	13 MAR 1996	1	0.140	55.93
9	RZYHYKOVA Anna	UKR	24 NOV 1989	9	0.221	56.96

Pole Vault Women

Start Time: 20:37

Rank	Name	Nat	Date of Birth	Order	Result
1	KENNEDY Nina	AUS	5 APR 1997	8	4.83
2	MORRIS Sandi	USA	8 JUL 1992	3	4.83 SB
3	NEWMAN Alysha	CAN	29 JUN 1994	9	4.73
4	McCARTNEY Eliza	NZL	11 DEC 1996	4	4.63
5	ŠVÁBÍKOVÁ Amálie	CZE	22 NOV 1999	5	4.63
6	BRUNI Roberta	ITA	8 MAR 1994	2	4.53
7	ŠUTEJ Tina	SLO	7 NOV 1988	1	4.43
8	MOSER Angelica	SUI	9 OCT 1997	7	4.43
9	MOLINAROLO Elisa	ITA	29 JAN 1994	6	4.23

		4.23	4.43	4.53	4.63	4.73	4.83	4.88	4.93	4.95
1	KENNEDY N	-	-	o	o	o	xo	-	xx-	x
2	MORRIS S	-	o	o	xo	o	xxo	-	xxx	
3	NEWMAN A	-	-	o	o	xo	xxx			
4	McCARTNEY E	-	-	o	xo	xxx				
5	ŠVÁBÍKOVÁ A	-	xo	-	xxo	xxx				
6	BRUNI R	o	o	o	xxx					
7	ŠUTEJ T	o	o	xxx						
8	MOSER A	-	xo	xxx						
9	MOLINAROLO E	o	xxx							

<small>SERIES TITLE PARTNER</small> 	<small>PRESENTING PARTNER</small> 	<small>OFFICIAL TRAIN</small> 	<small>MAIN PARTNER</small> 	<small>OFFICIAL TIMEKEEPER</small>
<small>OFFICIAL SUPPLIERS</small> 		<small>OFFICIAL SUPPLIERS</small> 		<small>MEDIA PARTNER</small>

<small>PUBLIC INSTITUTION</small> 					<small>ORGANIZATION</small> 	
---------------------------------------	--	--	--	--	---------------------------------	--

Result lists

Long Jump Women

Start Time: 21:41

Rank	Name	Nat	Date of Birth	Order	Result
1	DAVIS-WOODHALL Tara	USA	20 MAY 1999	1	7.02
2	NICHOLS Monae'	USA	24 NOV 1998	3	6.82
3	BURKS Quanesha	USA	15 MAR 1995	8	6.66
4	MOORE Jasmine	USA	1 MAY 2001	6	6.62
5	DIAME Fátima	ESP	22 SEP 1996	5	6.56
6	KOALA Marthe	BUR	8 MAR 1994	2	6.55
7	GARDAŠEVIC Milica	SRB	28 SEP 1998	4	6.38
8	HATA Sumire	JPN	4 MAY 1996	7	6.36
9	ROTARU-KOTTMANN Alina	ROU	5 JUN 1993	9	6.28

		1	2	3	4	5	6
1	DAVIS-WOODHALL T	6.93 (-0.1)	7.02 (+0.1)	6.78 (-0.1)	x (-0.1)	6.62 (0.0)	6.90 (-0.2)
2	NICHOLS M	6.48 (0.0)	6.69 (0.0)	6.74 (-0.3)	6.82 (0.0)	6.78 (0.0)	6.71 (-0.3)
3	BURKS Q	6.45 (-0.6)	6.34 (+0.1)	6.42 (-0.1)	x (-0.2)	6.65 (-0.1)	6.66 (-0.3)
4	MOORE J	6.34 (-0.3)	6.60 (0.0)	6.52 (-0.4)	6.62 (+0.2)	x (-0.1)	
5	DIAME F	x (+0.2)	6.54 (0.0)	6.56 (-0.1)	x (-0.1)	x (0.0)	
6	KOALA M	6.22 (+0.1)	6.50 (0.0)	x (-0.2)	6.07 (-0.2)	6.55 (-0.2)	
7	GARDAŠEVIC M	6.35 (-0.4)	6.33 (0.0)	x (-0.2)	x (-0.1)	6.38 (-0.2)	
8	HATA S	6.27 (0.0)	x (0.0)	6.36 (-0.3)	x (-0.4)	6.27 (-0.1)	
9	ROTARU-KOTTMANN A	6.15 (-0.4)	6.18 (0.0)	6.28 (-0.1)			

100m Women

Master

Start Time: 20:00

Wind: -0.1 m/s

Rank	Name	Nat	born	Lane	Reaction time	Result
1	LAI Daniela	ITA		5	0.159	12.45
2	CARAVELLI Serena	ITA		3	0.143	12.78
3	TAVELLI Michela	ITA		4	0.121	13.12
4	SANULLI Cristina	ITA		6	0.188	13.23
5	BORSCIA Michela	ITA		7	0.178	13.43
6	di IORIO Miriam	ITA		8	0.177	13.66
7	RUGGERI Maria tindara	ITA		1	0.132	13.71
8	VIVIANI Viviana	ITA		9	0.200	YC 13.89
9	MANFRIN Marta	ITA		2		TR16.8

<small>SERIES TITLE PARTNER</small> 	<small>PRESENTING PARTNER</small> 	<small>OFFICIAL TRAIN</small> 	<small>MAIN PARTNER</small> 	<small>OFFICIAL TIMEKEEPER</small>
<small>OFFICIAL SUPPLIERS</small> 		<small>OFFICIAL SUPPLIERS</small> 		<small>MEDIA PARTNER</small>

<small>PUBLIC INSTITUTION</small> 	<small>PUBLIC INSTITUTION</small> 	<small>PUBLIC INSTITUTION</small> 	<small>PUBLIC INSTITUTION</small> 	<small>ORGANIZATION</small> 	<small>ORGANIZATION</small>
---------------------------------------	---------------------------------------	---------------------------------------	---------------------------------------	---------------------------------	---------------------------------

Result lists

12x200m Relay Youth Mixed

Final

Start Time: 20:41

Rank	Nat	Nation	Lane	Result
1	ITA	LATINA	1	5:47.45
2	ITA	RIETI	3	5:48.33
3	ITA	PORANO	2	5:50.31
4	ITA	FOLIGNO	4	5:51.06
5	ITA	VELLETRI	7	6:02.76
6	ITA	ROMA FFG	6	6:02.88
7	ITA	FIRENZE	5	6:03.56
8	ITA	CASTELGANDOLFO	9	6:08.05
9	ITA	CIVITAVECCHIA	8	6:20.87

Legend

AR Area Record
PM Pacemaker

MR Meeting Record
SB Season Best









NR National Record
WL World Lead

PB Personal Best

Internet Service: rome.diamondleague.com

Page 12 of 12

printed at FRI 30 AUG 2024 23:27

SERIES TITLE PARTNER 	PRESENTING PARTNER 	OFFICIAL TRAIN 	MAIN PARTNER 	OFFICIAL TIMEKEEPER 
OFFICIAL SUPPLIERS  		MEDIA PARTNER 		

PUBLIC INSTITUTION   	ORGANIZATION   
--	--